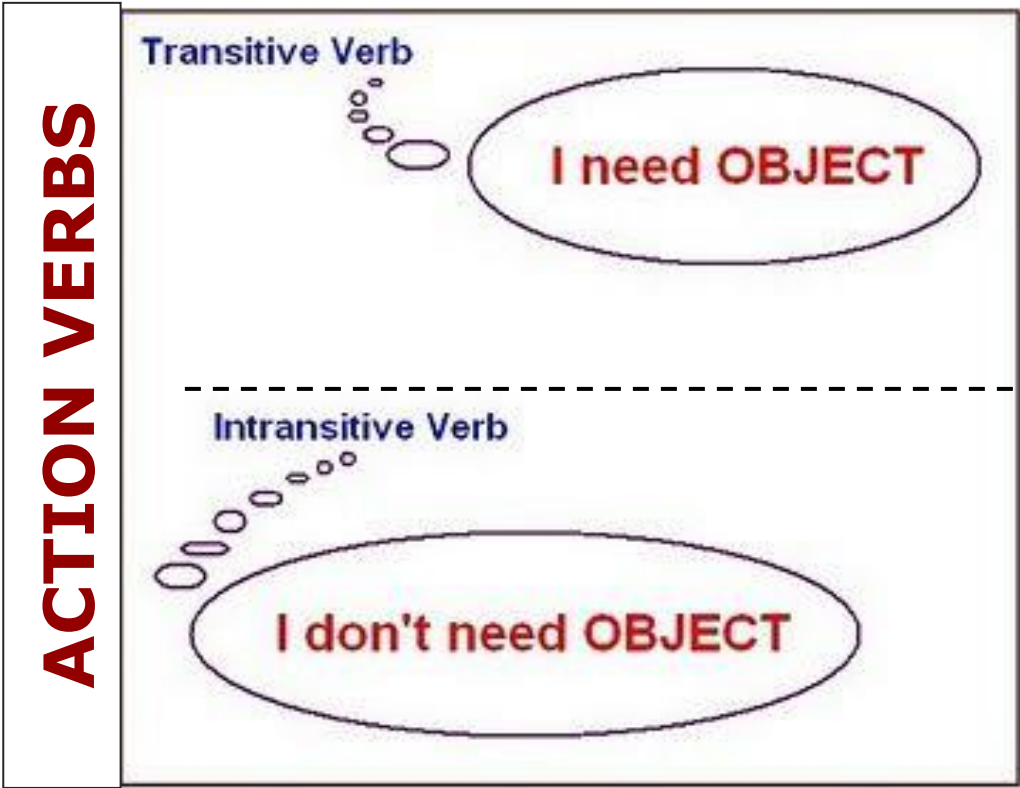




A verb is a word  
 asserts an ,  
 shows a state of ,  
 two words together,  
 or  another verb.



**ACTION  
 VERBS  
 LINKING  
 VERBS  
 HELPING  
 VERBS**

Vt: A **transitive verb** transfers the action from the subject to the direct object.  
*(ex. Bob hit the ball.)*

Vi: An **intransitive verb** does not transfer action to an object. *(ex. Bob hit.)*

This is a label for the first verb page.

Cut this out...paste the left side, only. Cut the dotted line to make 2 flaps. Under the flaps, paste the appropriate definition from here.

V<sub>l</sub>

# LINKING VERBS

VS

V<sub>h</sub>

# HELPING VERBS

V<sub>l</sub>: A linking verb makes an assertion by joining two words. (ex. *Bob is a ball hitter.*)

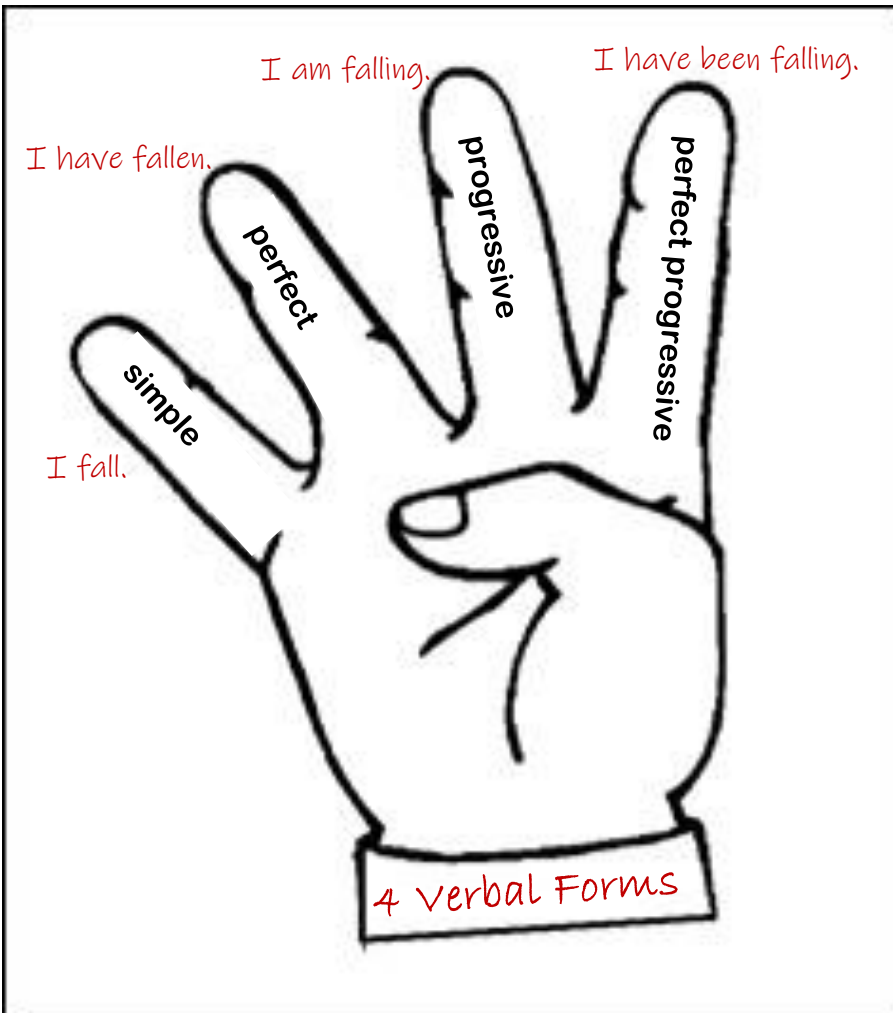
- RENAMES the SUBJECT with a predicate noun (aka predicate nominative)
- DESCRIBES the SUBJECT with a predicate adjective

V<sub>h</sub>: A helping verb helps another verb assert action, being, or existence. (ex. *Bob could hit the ball.*)

- Gives SUPPORT to any verb

Cut out, Glue top, cut dot line, glue boxes under flaps.


Paste or write 3 verb moods on the mood box.

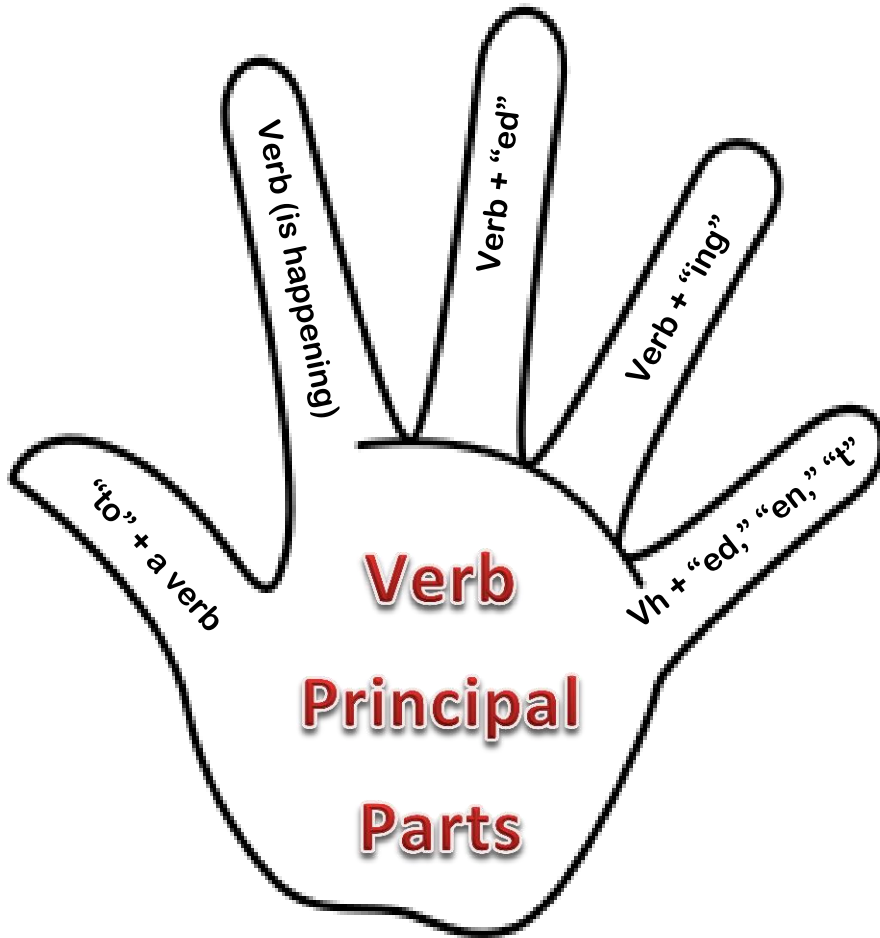


Indicative

Imperative

Subjunctive





Cut out the hand with the 4 VERBAL FORMS in the entire square. Paste in notebook for reference.

Paste the back of the palm, only. Write under each finger.

Underneath each finger, write the appropriate **Verb Principal Part** label. (*Infinitive, Present, Past, Present participle, Past Participle.*)

## Verb Tense

This is a label for this flap book.

Expresses what is happening now.	back of book	<p>Past                      Present                      Future</p>
Expresses what has already happened.		Write the correct tense under the appropriate flap.
Expresses what will happen. [Always needs helping verb (will/shall).] <b>+</b>		